

APPLICATION NOTE

Date : 25th May. 2005

SUBJECT:

RF characteristics data of MGF0951P for Freq.=2.3-2.4GHz band

SUMMARY: This application note show the RF characteristics data of MGF0951P

- Sample history:
MGF0951P : Lot number "3XAF"
- Evaluate conditions(In "○"part shown as follows, there is an evaluation result.)

CW(1tone)		IDQ		Tc=25deg.C Freq.=2.35GHz
		0.2	0.16	
VD	10	○	○	
	9	○	-	

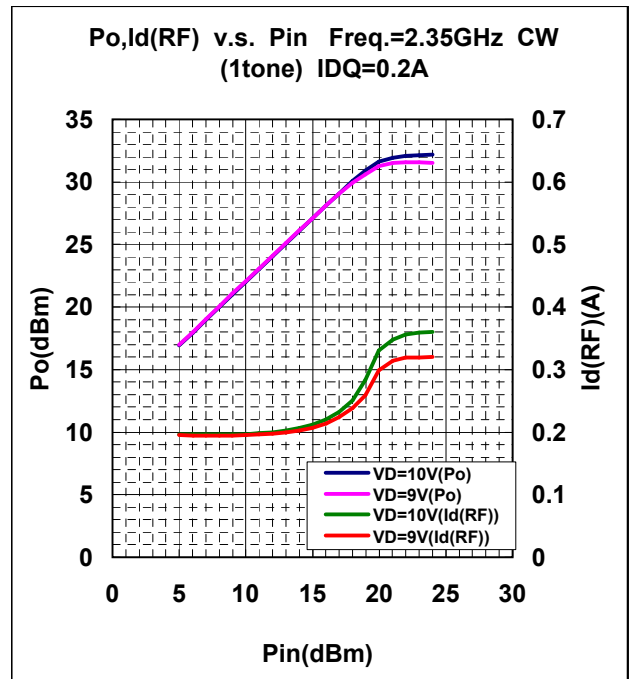
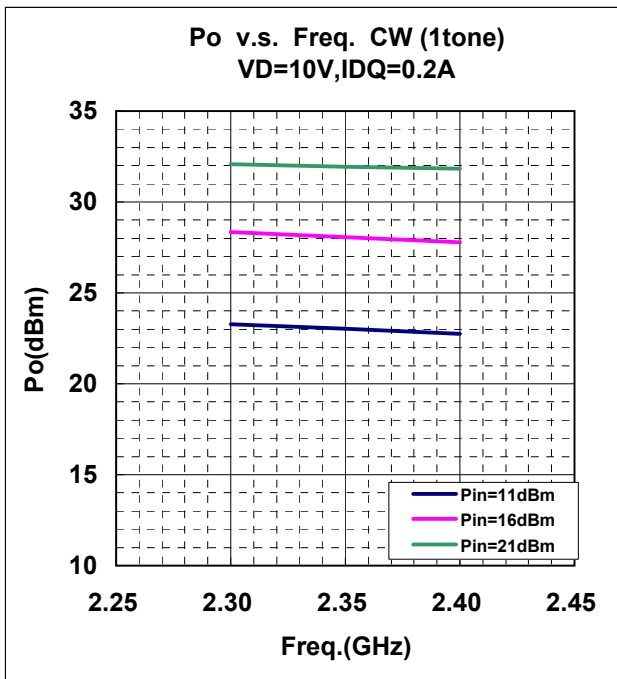
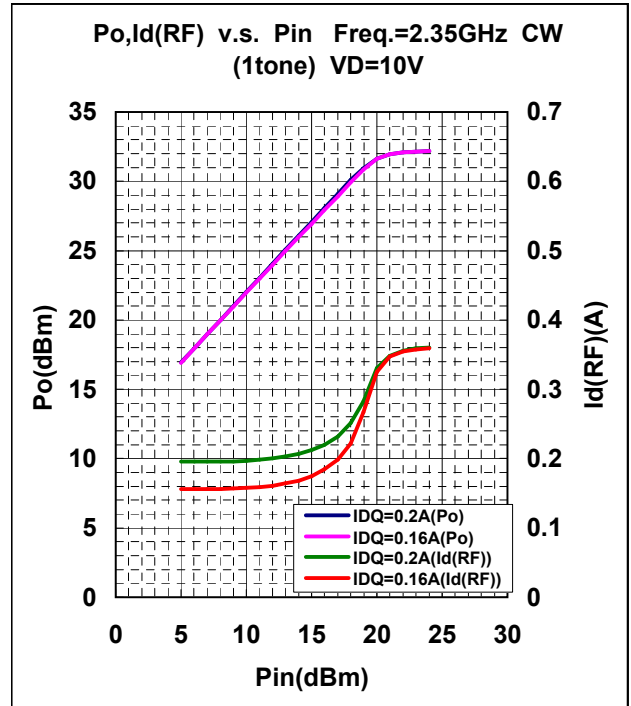
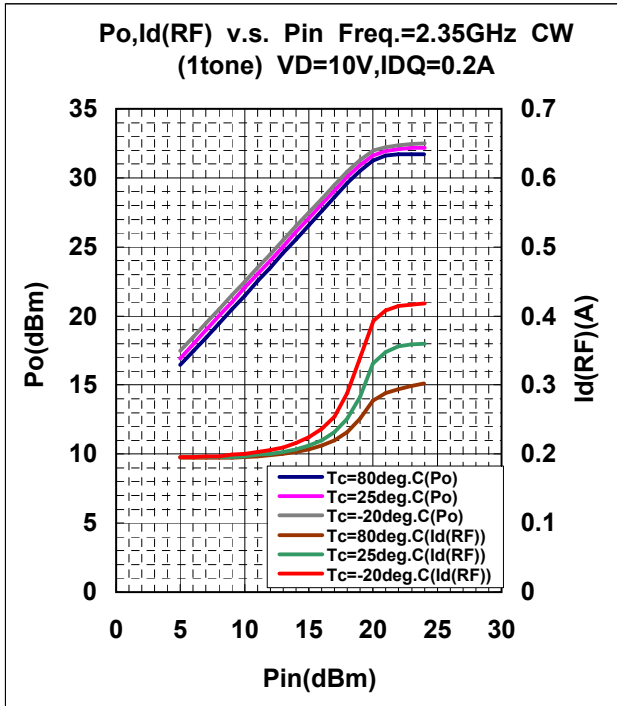
Tc	CW	ACLR	Vd=10V, IDQ=0.2A Freq.=2.35GHz
-20	○	○	
+25	○	○	
+80	○	○	

ACLR		IDQ		Tc=25deg.C Freq.=2.35GHz
		0.2	0.16	
VD	10	○	○	
	9	○	-	

IMD		IDQ		Tc=25deg.C Freq.=2.35GHz
		0.2	0.16	
VD	10	○	-	
	9	-	-	

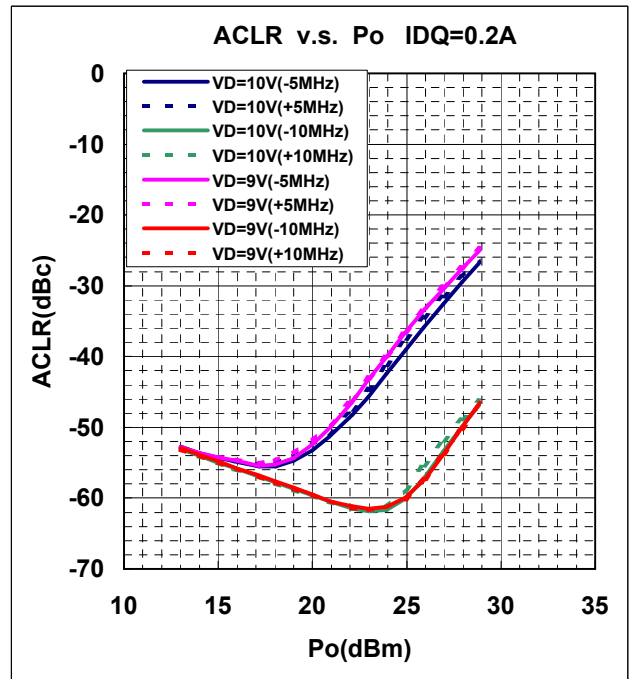
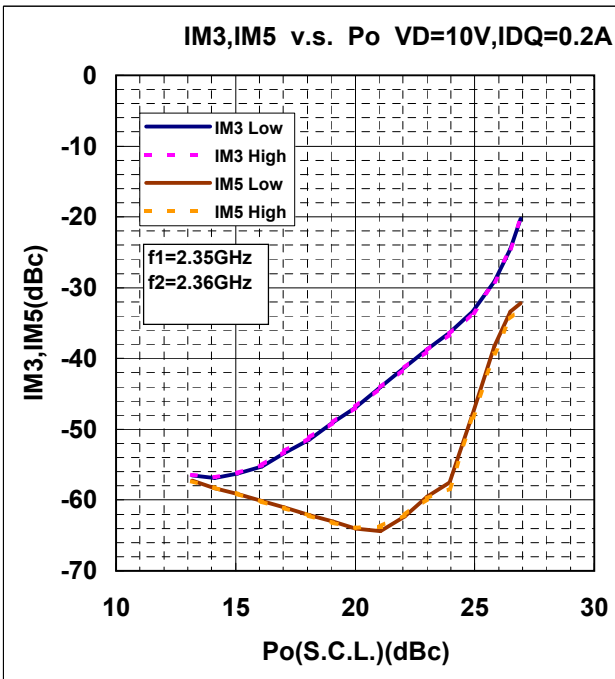
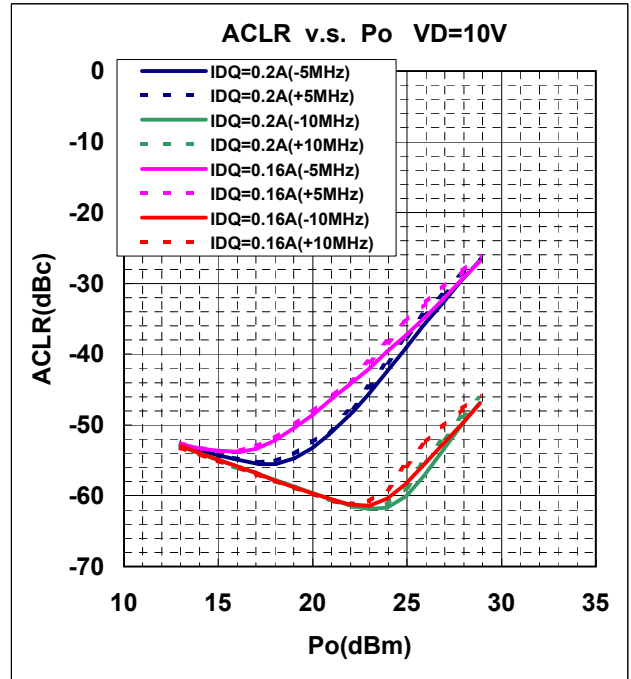
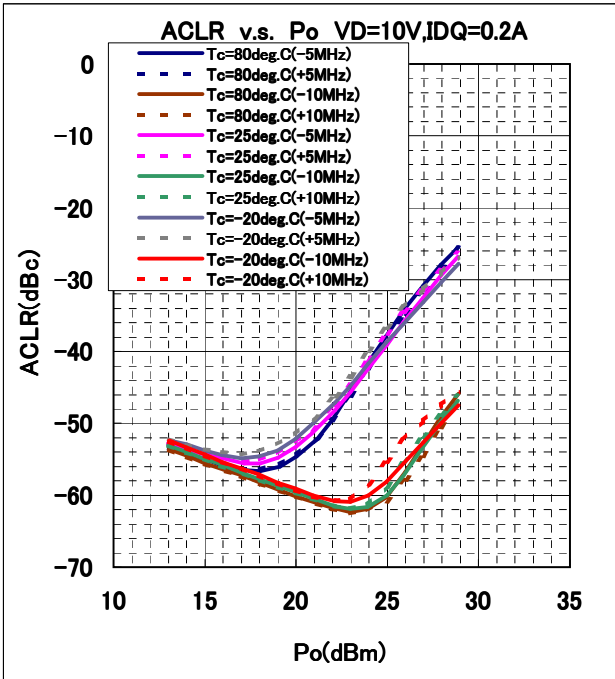
- **Results**
Page2-3 shows the RF characteristics data.
Page 4 shows the Equivalent Circuit

MGF0951P RF TEST DATA for Freq.=2.3-2.4GHz BAND

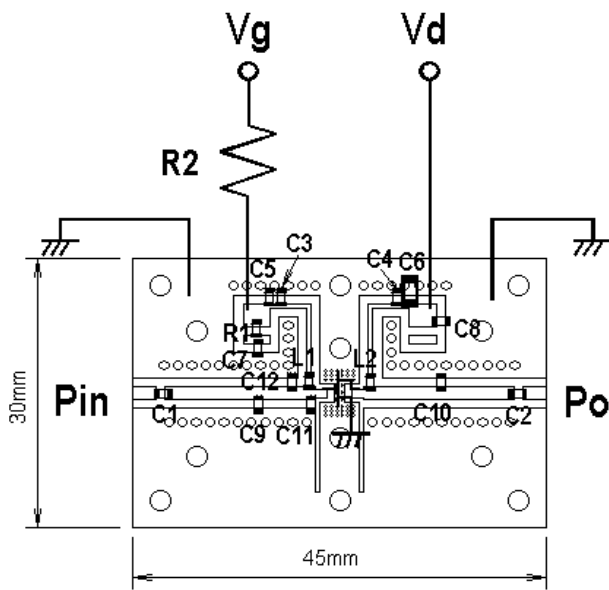


MGF0951P RF TEST DATA for Freq.=2.3-2.4GHz BAND

ACLR v.s. Po(W-CDMA) ; 3GPP TEST MODEL1 64ch's Single Signal



MGF0951P TEST FIXTURE $f=2.35\text{GHz}$



C1,C2,C3,C4=20pF
C5,C7,C8=1000pF
C10,C12=0.5pF
C9,C11=1pF
C6=4.7uF
L1,L2=12nH
R1=51ohm
R2=500ohm

Board material:FR4 Thickness=0.8(mm)
Specific dielectric constant=4.4